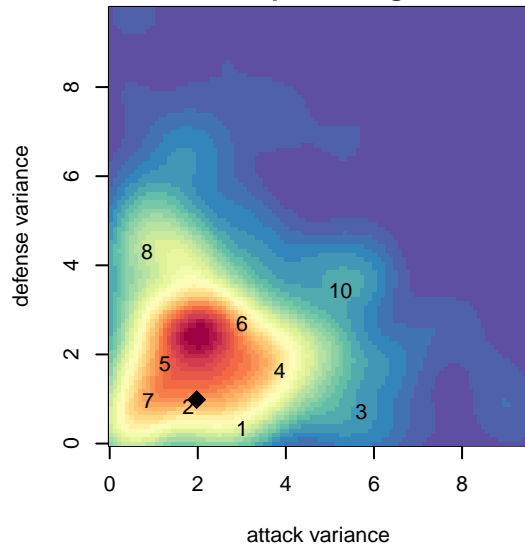
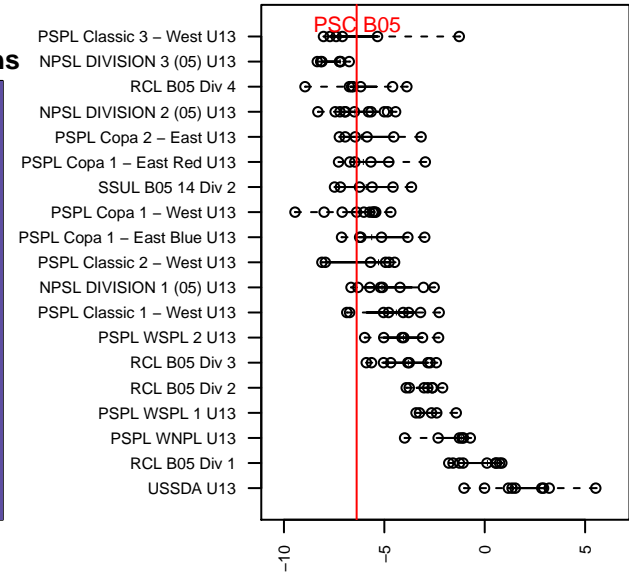
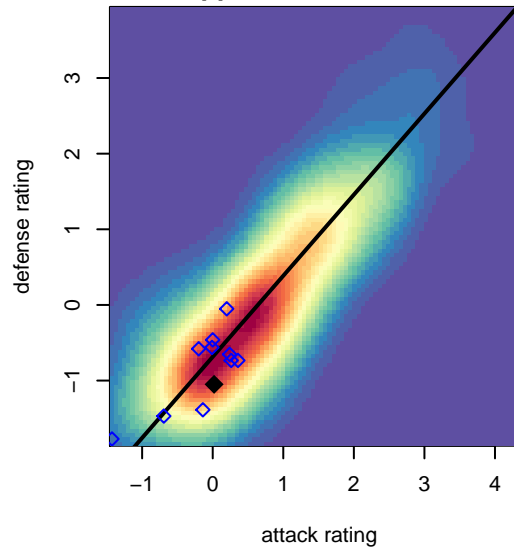


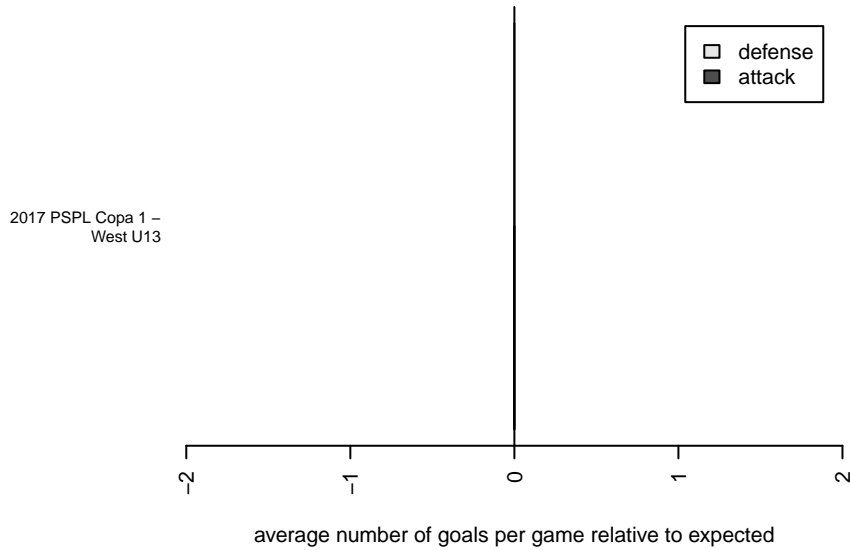
**attack and defense variance (black dot)
relative to other teams
and top 10 in region**



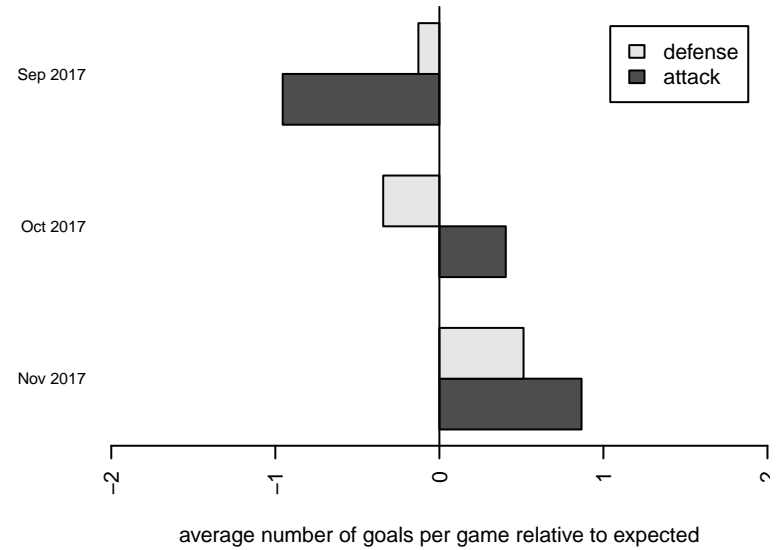
**attack and defense rating
relative to others at age
and all opponents in last 13 months**



Performance relative to 13 month average



Performance relative to 13 month average



date	home		away		venue	pred.home	pred.away
2017-11-11	PSC B05	5	Shoreline Sportsverrou B05	4	2017 PSPL Copa 1 – West U13	2.19	4.31
2017-11-05	LWPFC White Orcas B05	2	PSC B05	1	2017 PSPL Copa 1 – West U13	2.83	1.78
2017-11-04	PSC B05	4	ISC Gunners Select B05	1	2017 PSPL Copa 1 – West U13	3.43	1.40
2017-10-21	PSC B05	1	MRFC Blue B05	3	2017 PSPL Copa 1 – West U13	1.95	2.31
2017-10-14	PSC B05	4	Dragons FC B05	5	2017 PSPL Copa 1 – West U13	1.97	3.27
2017-10-07	Seattle Celtic Black B05	1	PSC B05	2	2017 PSPL Copa 1 – West U13	2.40	1.86
2017-09-30	NK Force B05	5	PSC B05	1	2017 PSPL Copa 1 – West U13	4.40	1.63
2017-09-23	PSC B05	0	Fuerza FC Academy B05	3	2017 PSPL Copa 1 – West U13	1.28	3.63
2017-09-16	Silver FC B05	2	PSC B05	3	2017 PSPL Copa 1 – West U13	2.62	3.84
2017-09-09	NC Alliance Rebels B05	2	PSC B05	5	2017 PSPL Copa 1 – West U13	0.84	6.07